

GRIPIFY

FITNESS TILE CONNECT

DATASHEET

WWW.GRIPIFY.SI



TABLE OF CONTENTS

I. DIMENSIONS & COLOURS [PAGE 02](#)

II. FITNESS TILES CONNECT [PAGE 04](#)

II. CONNECTOR [PAGE 06](#)

III. NOISE REDUCTION [PAGE 08](#)

VI. BENEFITS [PAGE 10](#)

01. FIFTEEN [PAGE 12](#)

02. PURE BLACK [PAGE 14](#)

03. STONE [PAGE 16](#)

04. RAMPS [PAGE 18](#)

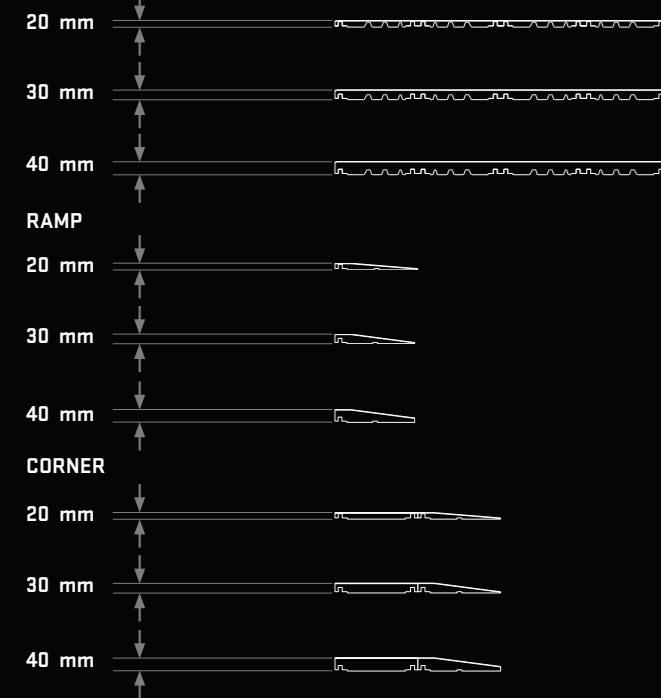
05. CORNER [PAGE 24](#)

I. DIMENSIONS & COLOURS

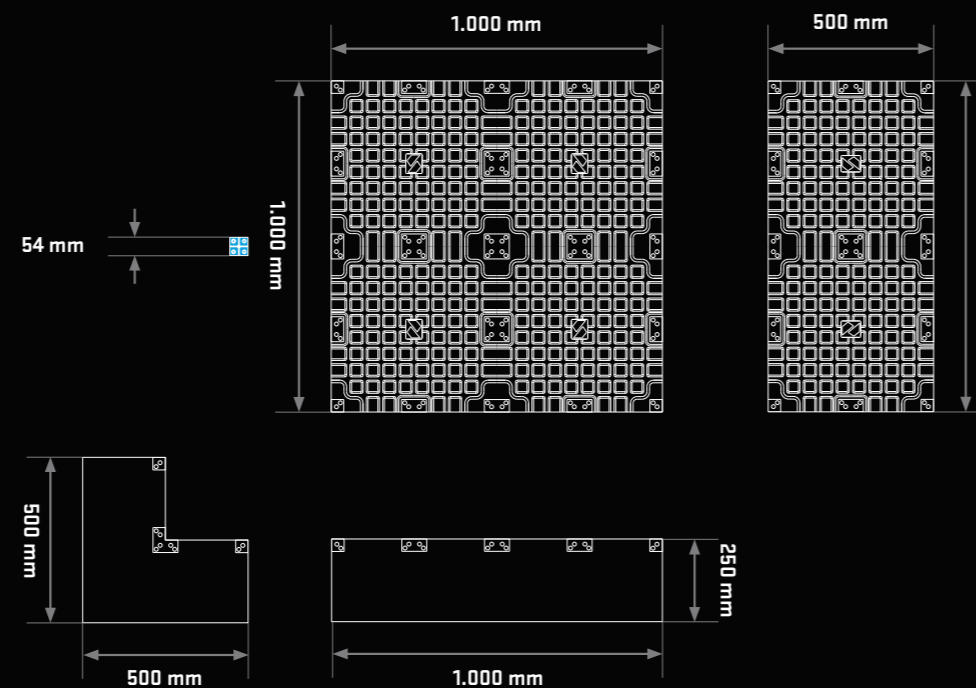
Ensuring our products remain easy to install, we kept the 30 mm thick square tiles at a size of 500x1.000 mm. Our tiles of 20 mm thickness are double the size, they have a dimension of 1.000x1.000 mm. The matching ramps and corners add 250 mm to the total width and are available in both 20 as 30 mm thicknesses.

THICKNESSES

FIFTEEN • PURE BLACK • STONE




DIMENSIONS



DIMENSION & COLOURS

OUR DIMENSIONS



WIDE RANGE OF COLOURS

20 MM THICKNESS



30 MM THICKNESS



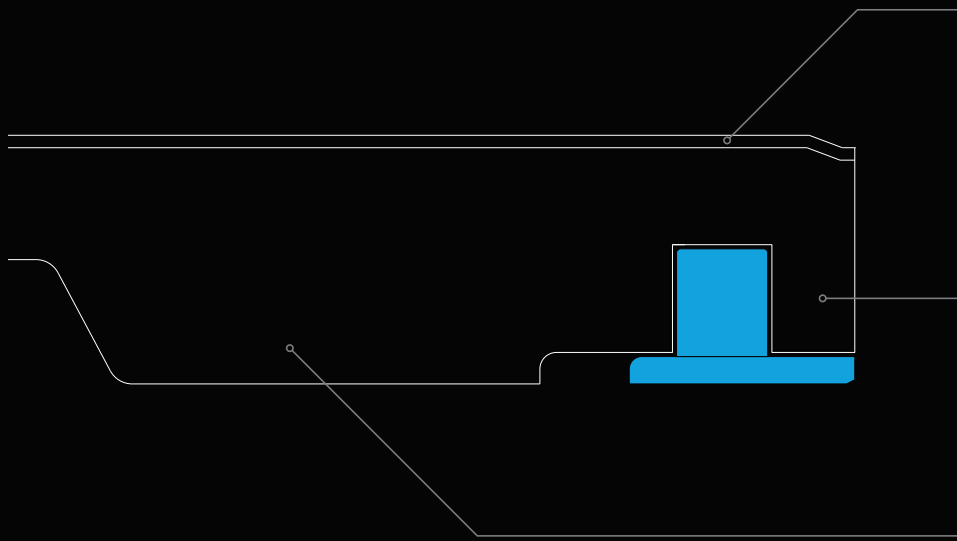
40 MM THICKNESS



II. FITNESS TILES CONNECT

The **Fitness Tiles Connect** is highly durable and tough.

The extremely dense toplayer provides sufficient impact protection against the continuous dropping of heavy freeweights. The sublayer and purpose designed bottom structure will absorb noise whilst also providing additional protection to the sublayer or screed. These tiles can even be laid on top of existing floor coverings and are very easy to install using the unique connector system. Next to convenience, using connectors also has aesthetic and hygiene advantages as it creates nearly invisible joints.

	TOP LAYER	CUT FROM HIGH DENSITY RUBBER FLOORING 2 mm thickness, extremely dense and hard to wear toplayer (1.400 kg). Durable and impact reducing layer. Easy to clean, almost closed surface, black with coloured EPDM granules.
	BASE LAYER	MADE OF RECYCLED RUBBER AND EPDM 100% out of recycled tires. High density shock absorbing layer. Subfloor protect as a result of the high density high density.
	BOTTOM PATTERN	STOCKZ UNIQUE DESIGNED BOTTOM PATTERN Acoustic properties - studs reduce the impact and sound vibration to the subfloor.

THE BOTTOM

The patented impact bottom is designed for shock absorption and reducing impact sound. The pattern on the bottom holds holes for the connector system. The tiles are manufactured in a single process which vulcanizes the top layer onto the bottom in one step.


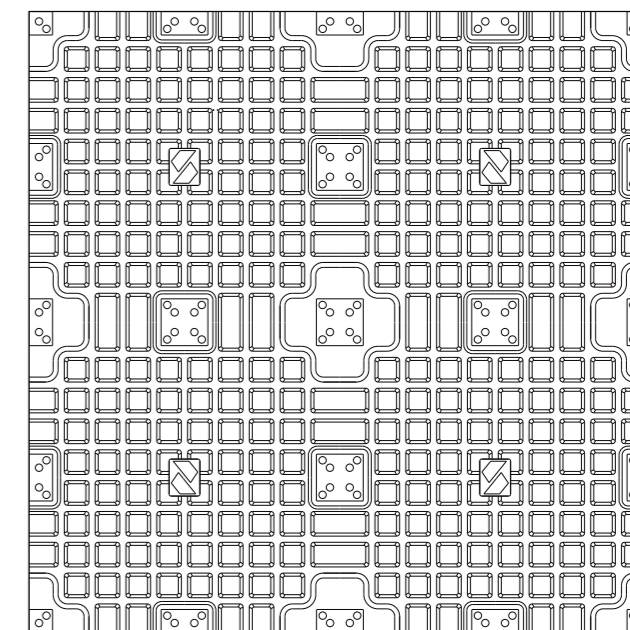


Image: Fitness Tile Connect - 1.000x1.000 mm

SIDE VIEW





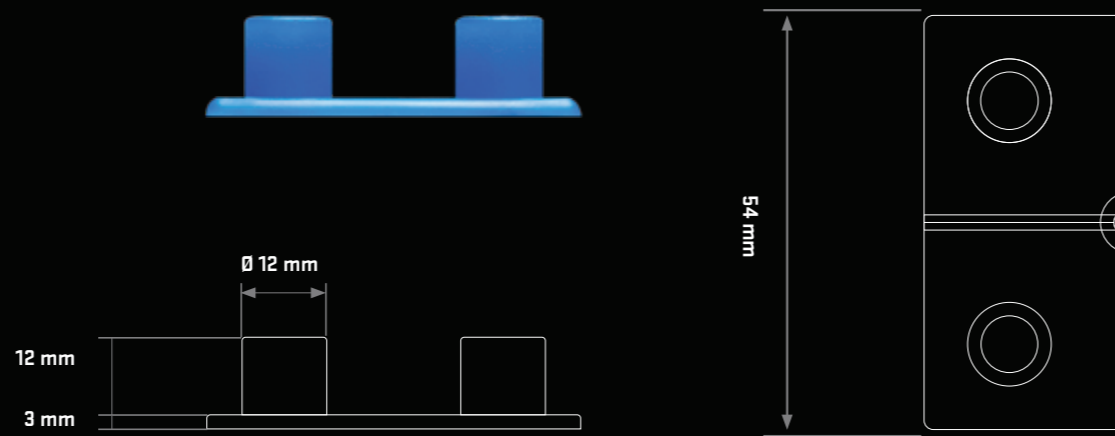

BOTTOM VIEW



III. CONNECTORS

The **Fitness Tiles** can be installed easily by using the **connector system**, there is no need to glue these. Edges can be covered with a stainless steel or aluminium profile.

The tiles can easily be cut to the right size using a handknife, for which we recommend to use hollow knives. Use a rubber hammer to close the joints .



CONNECTORS

THE CONNECTOR SYSTEM

A connector is placed every 20 centimetres, which leads to an average of using 5 connectors per meter. This combined with the fact our connectors are made out of PolyPropylene, ensures that once connected the tiles remain perfectly in place.

This delivers a phenomenal free floating system which is achieved without using any glue or other complicated installation methods.

SIDE VIEW + CONNECTORS



BOTTOM VIEW + CONNECTORS

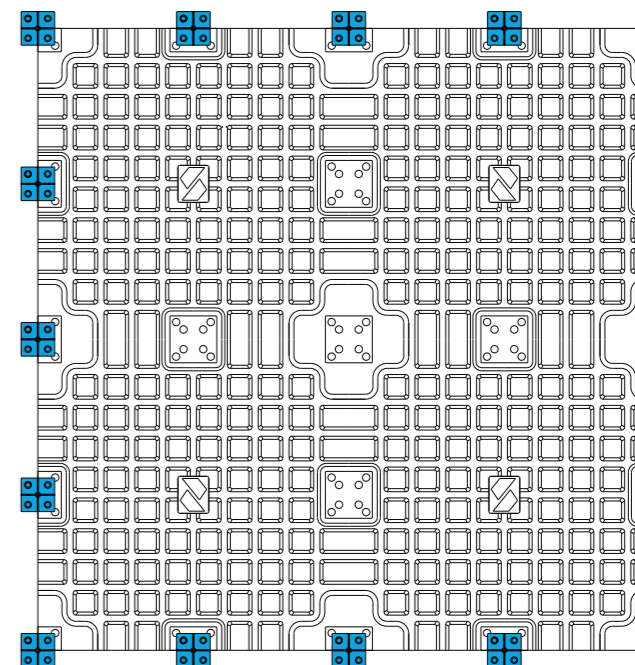


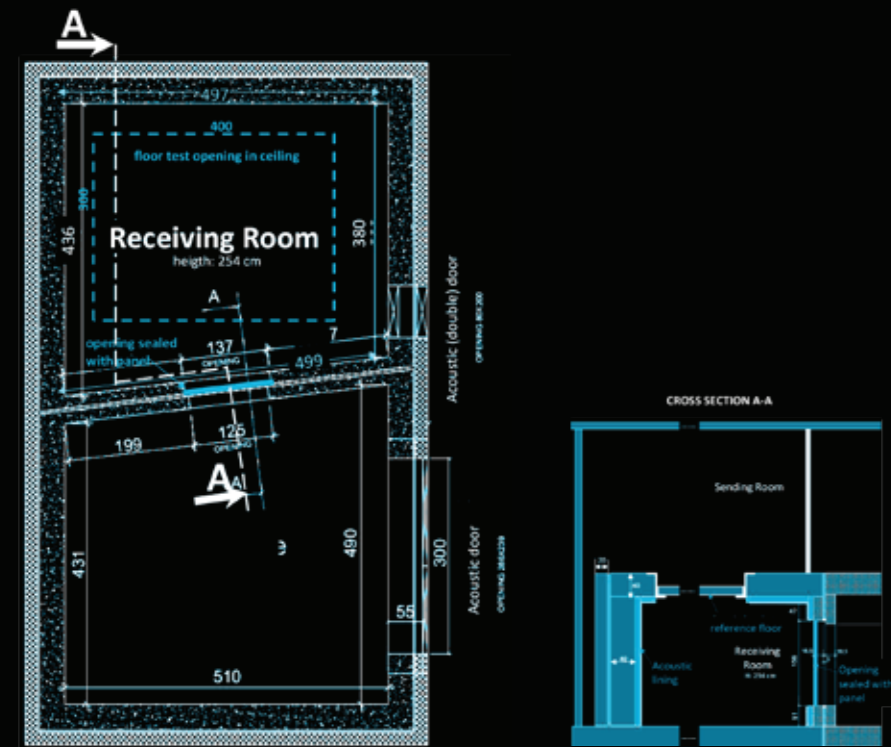
Image: Fitness Tile Connect - 1.000x1.000 mm + CONNECTORS

IV. NOISE REDUCTION

One of the most common complaints about fitness facilities, coming from both members as neighbours, is that sound and vibration travels further and more intense than people feel comfortable with. Cautiously made decisions with regards to particularly your performance areas can play a pivotal role in the success of your business.

We have worked hard to create the ideal solution for maximum sound reduction, whilst also making sure not to add unreasonable extra costs to this product.

Our **Fitness Connect Tiles** were purposely engineered with a unique structured bottom which minimizes contact with the subfloor. Together with the tiles' composition and construction it intercepts, absorbs and disperses sound and vibration.



The test rooms meet the requirements of ISO 10140-5
Both rooms are isolated for vibrations by using a so called room-in-room construction.

NOISE REDUCING

CERTIFIED NOISE REDUCING CAPABILITES

In order to solidify our findings, we have partnered up with an acoustics laboratory accredited according **NBN EN ISO 17025:2005**, to execute a test for measurement of the reduction of impact noise by a floating floor system on a heavyweight standard floor.

The full report can be found on www.stockz.eu

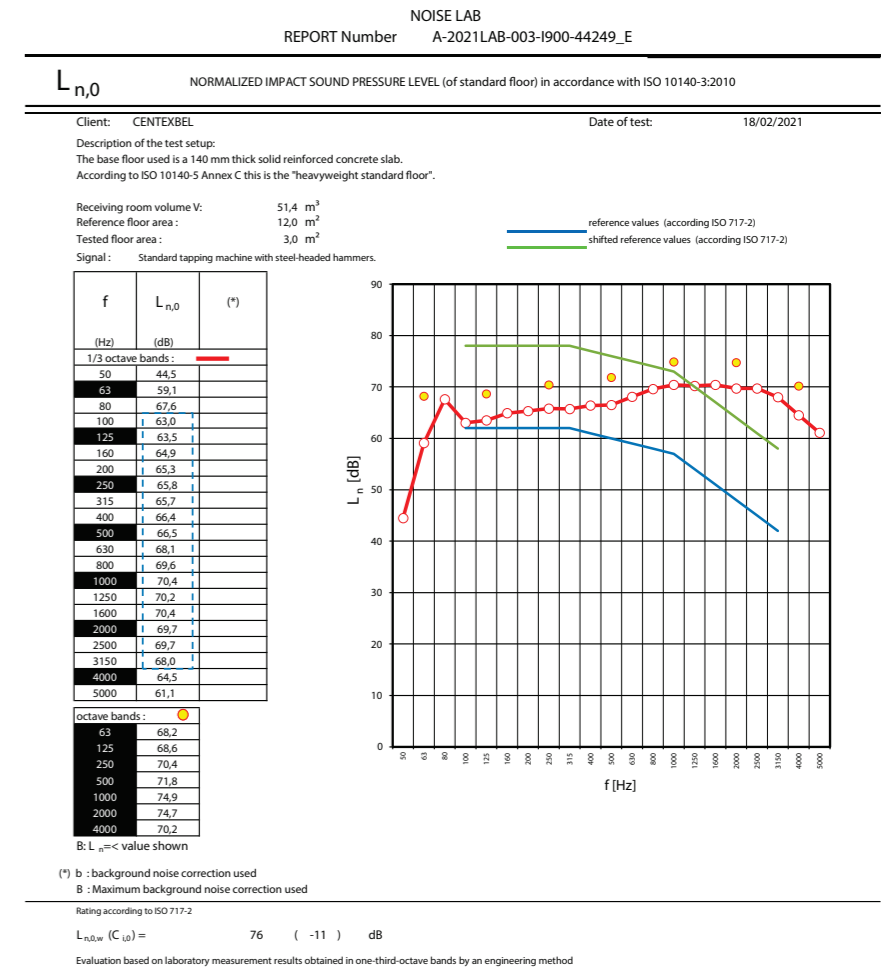
Summarizing the report, using our **Fitness Connect Tiles**, leads to the following results:

20 MM THICKNESS

21 DB REDUCTION

30 MM THICKNESS


24 DB REDUCTION



V. BENEFITS



EASY TO CLEAN



EASY TO INSTALL




EXTENSIVE 5 YEAR WARRANTY



ACOUSTIC QUALITIES

01. FIFTEEN

The **Fitness Tile Connect FIFTEEN** consists of 85% SBR and holds 15% coloured EPDM.



Fitness Tile Connect FIFTEEN: 20x1000x1000 mm
Bottom view



Fitness Tile Connect FIFTEEN: 30x500x1000 mm
Bottom view

DIMENSION	1.000x1.000 mm	500x1.000 mm
THICKNESSES	20 mm • 40 mm	30 mm • 40 mm
TOLERANCES	LENGTH/WIDTH ± 4 mm • THICKNESS ± 2 mm	LENGTH/WIDTH ± 4 mm • THICKNESS ± 2 mm

COLOURS	THICKNESS 20 mm	THICKNESS 30 mm
	<p>BLUE BRIGHT GREEN TERRACOTTA RED LIGHT GREY DARK GREY</p>	<p>LIGHT GREY</p>
	THICKNESS 40 mm	THICKNESS 40 mm
	<p>LIGHT GREY</p>	<p>LIGHT GREY</p>

SOUND INSULATION	THICKNESS 20 mm	THICKNESS 30 mm	THICKNESS 40 mm
CERTIFIED NOISE REDUCING	21 dB reduction	24 dB reduction	not specified yet


SPECIFICATIONS - FIFTEEN

BULK DENSITY TOPLAYER	Approx. 1.400 kg/m ³	
BULK DENSITY SUBPLAYER	Approx. 1.000 kg/m ³	
SHOCK ABSORPTION	61%	EN 14808
VERTICAL DEFORMATION	5 mm	EN 14809
HEAD INJURY CRITERIA (HIC) TEST	1,5 m AT 50 MM THICKNESS	EN 1177
EU FIRE CLASSIFICATION	E _{FL}	
DYNAMIC COEFFICIENT OF FRICTION:	Dry slip resistance	
THERMAL RESISTANCE	0,16 m ² .K/W	
COMPLIANCE WITH CONTENT OF PENTACHLOROPHENOL		
ANTISTATIC FLOOR COVERING		



02. PURE BLACK

The **Fitness Tile Connect PURE BLACK** consists of 100% SBR.







Fitness Tile Connect PURE BLACK: 20x1000x1000 mm
Bottom view



Fitness Tile Connect PURE BLACK: 30x500x1000 mm
Bottom view



DIMENSION	1.000x1.000 mm	500x1.000 mm
THICKNESSES	20 mm • 40 mm	30 mm • 40 mm
TOLERANCES	LENGTH/ WIDTH ± 1,5 mm • THICKNESS ± 2 mm	LENGTH/ WIDTH ± 1,5 mm • THICKNESS ± 2 mm

COLOURS	THICKNESS 20 mm	THICKNESS 30 mm
		
	100% PURE BLACK	100% PURE BLACK
	THICKNESS 40 mm	THICKNESS 40 mm
		
	100% PURE BLACK	100% PURE BLACK

SOUND INSULATION	THICKNESS 20 mm	THICKNESS 30 mm	THICKNESS 40 mm
CERTIFIED NOISE REDUCING	21 dB reduction	24 dB reduction	not specified yet


SPECIFICATIONS - PURE BLACK

BULK DENSITY TOPLAYER	Approx. 1.400 kg/m ³	
BULK DENSITY SUBPLAYER	Approx. 1.000 kg/m ³	
SHOCK ABSORPTION	61%	EN 14808
VERTICAL DEFORMATION	5 mm	EN 14809
HEAD INJURY CRITERIA (HIC) TEST	1,5 m AT 50 MM THICKNESS	EN 1177
EU FIRE CLASSIFICATION	E _{FL}	
DYNAMIC COEFFICIENT OF FRICTION:	Dry slip resistance	
THERMAL RESISTANCE	0,16 m ² .K/W	
COMPLIANCE WITH CONTENT OF PENTACHLOROPHENOL		
ANTISTATIC FLOOR COVERING		



03. STONE

The **Fitness Tile Connect STONE** consists of 70% EPDM and 30% SBR.



Fitness Tile Connect STONE: 20x1000x1000 mm
Bottom view



Fitness Tile Connect STONE: 30x500x1000 mm
Bottom view




DIMENSION	1.000x1.000 mm	500x1.000 mm
THICKNESSES	20 mm • 40 mm	30 mm • 40 mm
TOLERANCES	LENGTH/ WIDTH ± 1,5 mm • THICKNESS ± 2 mm	LENGTH/ WIDTH ± 1,5 mm • THICKNESS ± 2 mm

COLOURS	THICKNESS 20 mm	THICKNESS 30 mm
	<p>MIDDLE-GREY DARK-GREY</p>	<p>MIDDLE-GREY</p>
	THICKNESS 40 mm	THICKNESS 40 mm
	<p>MIDDLE-GREY</p>	<p>MIDDLE-GREY</p>

SOUND INSULATION	THICKNESS 20 mm	THICKNESS 30 mm	THICKNESS 40 mm
CERTIFIED NOISE REDUCING	21 dB reduction	24 dB reduction	not specified yet

SPECIFICATIONS - PURE BLACK

BULK DENSITY TOPLAYER	Approx. 1.400 kg/m ³	
BULK DENSITY SUBPLAYER	Approx. 1.000 kg/m ³	
SHOCK ABSORPTION	61%	EN 14808
VERTICAL DEFORMATION	5 mm	EN 14809
HEAD INJURY CRITERIA (HIC) TEST	1,5 m AT 50 MM THICKNESS	EN 1177
EU FIRE CLASSIFICATION	E _{F1}	
DYNAMIC COEFFICIENT OF FRICTION:	Dry slip resistance	
THERMAL RESISTANCE	0,16 m ² .K/W	
COMPLIANCE WITH CONTENT OF PENTACHLOROPHENOL		
ANTISTATIC FLOOR COVERING		



04. RAMP

The Fitness Tile Connect RAMPS are available in Pure Black and in 15% Grey



Fitness Tile Connect RAMP: 20x250x1000 mm
Bottom views

DIMENSION	20x250x1.000 mm
TOLERANCES	
100% PURE BLACK	LENGTH/ WIDTH ± 1,5 mm • THICKNESS ± 2 mm
15% GREY	LENGTH/ WIDTH ± 4 mm • THICKNESS ± 2 mm

COLOURS THICKNESS **20 mm**



COLOURS THICKNESS **40 mm**



SOUND INSULATION	THICKNESS 20 mm
CERTIFIED NOISE REDUCING	21 dB reduction

SPECIFICATIONS - RAMP

BULK DENSITY TOPLAYER	Approx. 1.400 kg/m ³	
BULK DENSITY SUBPLAYER	Approx. 1.000 kg/m ³	
SHOCK ABSORPTION	61%	EN 14808
VERTICAL DEFORMATION	5 mm	EN 14809
HEAD INJURY CRITERIA (HIC) TEST	1,5 m AT 50 MM THICKNESS	EN 1177
EU FIRE CLASSIFICATION	E _{FL}	
DYNAMIC COEFFICIENT OF FRICTION:	Dry slip resistance	
THERMAL RESISTANCE	0,16 m ² .K/W	
COMPLIANCE WITH CONTENT OF PENTACHLOROPHENOL		
ANTISTATIC FLOOR COVERING		

DIMENSION	30x250x1.000 mm
TOLERANCES	
LENGTH/ WIDTH ± 1,5 mm • THICKNESS ± 2 mm	

COLOURS THICKNESS **30 mm**



COLOURS THICKNESS **40 mm**



SOUND INSULATION	THICKNESS 30 mm	THICKNESS 40 mm
CERTIFIED NOISE REDUCING	24 dB reduction	not specified yet




Thickness: **20mm**




Thickness: **30mm**



Thickness: **30mm**





Fitness Tile Connect RAMP - 20x500x1.000 mm




Fitness Tile Connect RAMP - 30x500x1.000 mm




Fitness Tile Connect RAMP - 40x500x1.000 mm






RAMP





05. CORNER

The Fitness Tile Connect CORNERS are available in Pure Black and in 15% grey




Fitness Tile Connect CORNER: 500x500 mm
Bottom view

DIMENSION	20x500x1.000 mm	30x500x1.000 mm	
TOLERANCES			
100% PURE BLACK	LENGTH/ WIDTH ± 1,5 mm • THICKNESS ± 2 mm	LENGTH/ WIDTH ± 1,5 mm • THICKNESS ± 2 mm	
15% GREY	LENGTH/ WIDTH ± 4 mm • THICKNESS ± 2 mm		
COLOURS	THICKNESS 20 mm	THICKNESS 30 mm	
	100% PURE BLACK 15% LIGHT GREY	100% PURE BLACK	
COLOURS	THICKNESS 40 mm	THICKNESS 40 mm	
	100% PURE BLACK	100% PURE BLACK	
SOUND INSULATION	THICKNESS 20 mm	THICKNESS 30 mm	THICKNESS 40 mm
CERTIFIED NOISE REDUCING	21 dB reduction	24 dB reduction	not specified yet
SPECIFICATIONS			
BULK DENSITY TOPLAYER	Approx. 1.400 kg/m ³		
BULK DENSITY SUBPLAYER	Approx. 1.000 kg/m ³		
SHOCK ABSORPTION	61%	EN 14808	
VERTICAL DEFORMATION	5 mm	EN 14809	
HEAD INJURY CRITERIA (HIC) TEST	1,5 m	EN 1177	
EU FIRE CLASSIFICATION	E _{Fl}		
DYNAMIC COEFFICIENT OF FRICTION:	Dry slip resistance		
THERMAL RESISTANCE	0,16 m ² .K/W		
COMPLIANCE WITH CONTENT OF PENTACHLOROPHENOL			
ANTISTATIC FLOOR COVERING			






Fitness Tile Connect CORNER: 500x500 mm
Bottom view



CORNER - 20x500x500 mm
100% Pure Black




CORNER - 20x500x500 mm
15% Grey



CORNER - 30x500x500 mm
100% Pure Black



CORNER - 40x500x500 mm
100% Pure Black





Thickness:
20mm




Thickness:
30mm



Thickness:
40mm





Fitness Tile Connect CORNER: 500x500 mm
Bottom view



GRIPIFY

THANK YOU